

NLE15KTK.2 Energy-optimized Tropical Compressor R600a 220-240V 50Hz

General

Code number	105H6966
Approvals	EN 60335-2-34
Compressors on pallet	80

Application

Application	LBP		
Frequency	Hz	50	60
Evaporating temperature	°C	-35 to -10	-
Voltage range	V	187 - 254	-
Max. condensing temperature continuous (short)	°C	60 (70)	-
Max. winding temperature continuous (short)	°C	125 (135)	-

Cooling requirements

Frequency	Hz	50			60		
Application		LBP	MBP	HBP	LBP	MBP	HBP
32°C		S	-	-	-	-	-
38°C		S	-	-	-	-	-
43°C		S	-	-	-	-	-

Remarks on application:
Performance data established on 8.2 mm suction line. Restrictions due to 6.2 mm suction line can affect system performance.

Motor

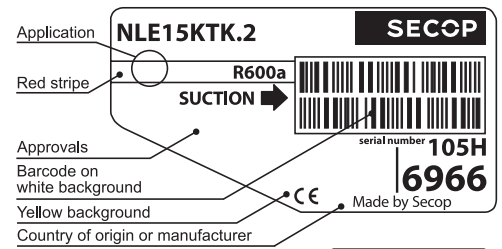
Motor type	RSIR/RSCR	
LRA (rated after 4 sec. UL984), HST LST	A	8.4
Cut in Current, HST LST	A	13.1
Resistance, main start winding (25°C)	Ω	9.0 12.0

Design

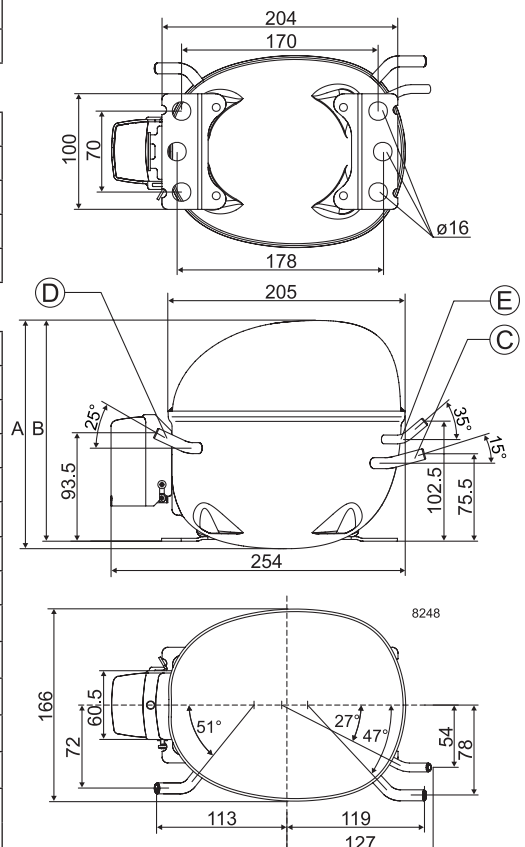
Displacement	cm ³	14.65
Oil quantity (type)	cm ³	300 (mineral)
Maximum refrigerant charge	g	150
Free gas volume in compressor	cm ³	2360
Weight without electrical equipment	kg	10.8

Dimensions

Height	mm	A	203
		B	197
		B1	-
		B2	-
Suction connector	location/I.D. mm angle	C	6.2 15°
	material comment		Copper Rubber plug
Process connector	location/I.D. mm angle	D	6.2 25°
	material comment		Copper Rubber plug
Discharge connector	location/I.D. mm angle	E	5.0 35°
	material comment		Copper Rubber plug
Oil cooler connector	location/I.D. mm angle	F	-
	material comment		-
Connector tolerance	I.D. mm		±0.09, on 5.0 +0.12/+0.20
Remarks:			



- S = Static cooling normally sufficient
- O = Oil cooling
- F₁ = Fan cooling 1.5 m/s (compressor compartment temperature equal to ambient temperature)
- F₂ = Fan cooling 3.0 m/s necessary
- SG = Suction gas cooling normally sufficient
- = not applicable in this area

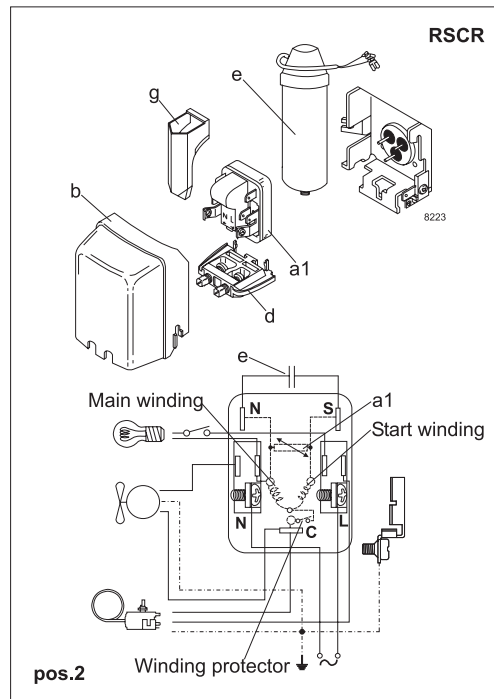
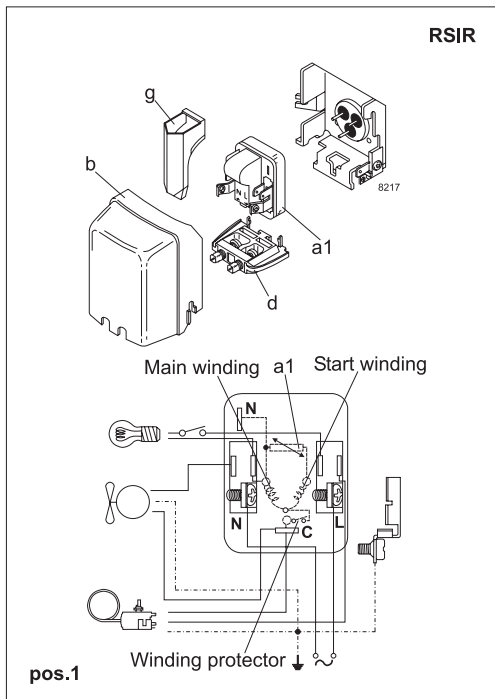


EN 12900 Household (CECOMAF) 220V, 50Hz, static cooling, PTC consumption incl.

Evap. temp in °C	-45	-40	-35	-30	-25	-23.3	-20	-15	-10	-6.7	-5	0	5	7.2	10	15	20
Capacity in W			106	144	190	208	246	314	395								
Power cons. in W			114	138	160	167	182	205	230								
Current cons. in A			1.03	1.12	1.23	1.26	1.33	1.44	1.55								
COP in W/W			0.93	1.04	1.19	1.24	1.35	1.53	1.72								

ASHRAE LBP 220V, 50Hz, static cooling, PTC consumption incl.

Evap. temp in °C	-45	-40	-35	-30	-25	-23.3	-20	-15	-10	-6.7	-5	0	5	7.2	10	15	20
Capacity in W			129	175	231	253	300	382	481								
Power cons. in W			114	138	160	167	182	205	230								
Current cons. in A			1.03	1.12	1.23	1.26	1.33	1.44	1.55								
COP in W/W			1.13	1.27	1.44	1.51	1.65	1.87	2.09								



Accessories for	NLE15KTK.2	Figure	Code number	Test conditions	EN 12900/ CECOMAF	ASHRAE
PTC starting device	6.3 mm spade connectors	a1 (pos.1)	103N0011	Condensing temperature	55°C	54.4°C
	4.8 mm spade connectors		103N0018	Ambient temperature	32°C	32°C
PTC starting device	6.3 mm spade connectors	a1 (pos.2)	103N0016	Suction gas temperature	32°C	32°C
	4.8 mm spade connectors		103N0021	Liquid temperature	no subcooling	32°C
Cover		b	103N2010			
Cord relief		d	103N1010			
Run capacitor 4 µF (optional)	6.3 mm spade connectors	e	117-7117	Mounting accessories		
	4.8 mm spade connectors		117-7119	Code number		
Protection screen for PTC		g	103N0476	Bolt joint for one comp.	Ø: 16 mm	118-1917
				Bolt joint in quantities	Ø: 16 mm	118-1918
				Snap-on in quantities	Ø: 16 mm	118-1919

Secop accepts no responsibility for possible errors in catalogs, brochures, and other printed material. Secop reserves the right to alter its products without notice. This also applies to products already on order provided that such alterations can be made without subsequential changes being necessary to specifications already agreed. All trademarks in this material are the property of the respective companies. Secop and the Secop logotype are trademarks of Secop GmbH. All rights reserved. www.secop.com