

SC18CNX.2 LBP Compressor R290 220-240V 50Hz

General

Code number	104H8866
Approvals	EN 60335-2-34
Compressors on pallet	80

Application

Application	LBP		
Frequency	Hz	50	60
Evaporating temperature	°C	-40 to -10	-
Voltage range	V	198 - 254	-
Max. condensing temperature continuous (short)	°C	55 (65)	-
Max. winding temperature continuous (short)	°C	125 (135)	-

Cooling requirements

Frequency	Hz	50			60		
Application		LBP	MBP	HBP	LBP	MBP	HBP
32°C		F ₂	-	-	-	-	-
38°C		F ₂	-	-	-	-	-
43°C		F ₂	-	-	-	-	-
Remarks on application:							

Motor

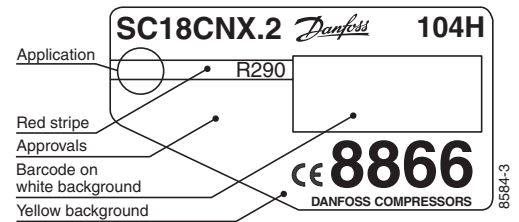
Motor type	CSIR		
LRA (rated after 4 sec. UL984), HST LST	A	24.0	-
Cut in Current, HST LST	A	24.0	-
Resistance, main start winding (25°C)	Ω	4.2	14.6

Design

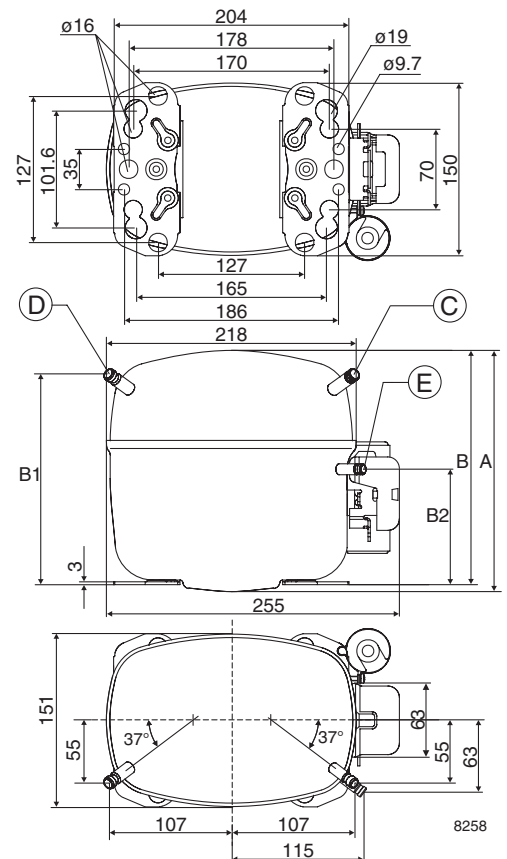
Displacement	cm ³	17.69
Oil quantity (type)	cm ³	600 (polyolester)
Maximum refrigerant charge	g	150
Free gas volume in compressor	cm ³	1410
Weight without electrical equipment	kg	13.1

Dimensions

Height	mm	A	219
		B	213
		B1	193
		B2	110
Suction connector	location/I.D. mm angle	C	10.2 37°
	material comment		Cu-plated steel Al caps
Process connector	location/I.D. mm angle	D	6.2 37°
	material comment		Cu-plated steel Al caps
Discharge connector	location/I.D. mm angle	E	6.2 37°
	material comment		Cu-plated steel Al caps
Oil cooler connector	location/I.D. mm angle	F	-
	material comment		-
Connector tolerance	I.D. mm		±0.09
Remarks:			



- S = Static cooling normally sufficient
- O = Oil cooling
- F₁ = Fan cooling 1.5 m/s (compressor compartment temperature equal to ambient temperature)
- F₂ = Fan cooling 3.0 m/s necessary
- SG = Suction gas cooling normally sufficient
- = not applicable in this area



EN 12900 Household (CECOMAF)* $t_c = 45^\circ\text{C}$, 220V, 50Hz, fan cooling F_2

Evap. temp. in °C	-45	-40	-35	-30	-25	-23.3	-20	-15	-10	-6.7	-5	0	5	7.2	10	15	20
Capacity in W		244	384	531	689	747	863	1057	1273								
Power cons. in W		337	417	484	541	559	591	637	682								
Current cons. in A		2.96	3.15	3.34	3.52	3.58	3.69	3.85	4.01								
COP in W/W		0.72	0.92	1.10	1.27	1.34	1.46	1.66	1.87								

ASHRAE LBP* $t_c = 45^\circ\text{C}$, 220V, 50Hz, fan cooling F_2

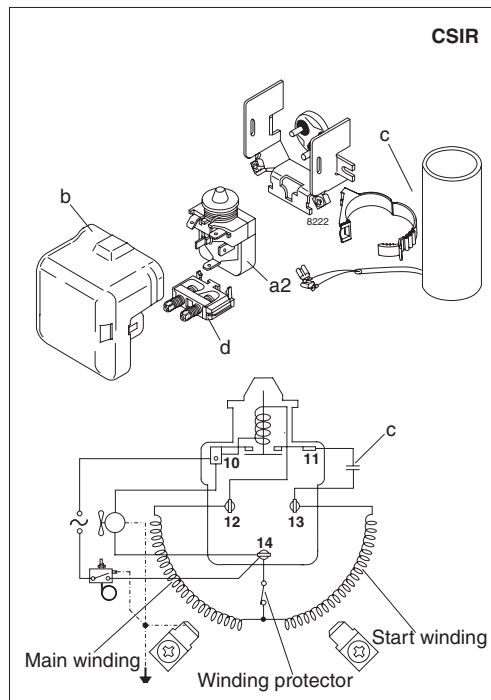
Evap. temp. in °C	-45	-40	-35	-30	-25	-23.3	-20	-15	-10	-6.7	-5	0	5	7.2	10	15	20
Capacity in W		291	443	603	776	839	966	1176	1412								
Power cons. in W		345	420	482	535	551	581	624	667								
Current cons. in A		2.98	3.16	3.33	3.50	3.55	3.66	3.81	3.95								
COP in W/W		0.84	1.06	1.25	1.45	1.52	1.66	1.88	2.12								

EN 12900 Household (CECOMAF) $t_c = 55^\circ\text{C}$, 220V, 50Hz, fan cooling F_2

Evap. temp. in °C	-45	-40	-35	-30	-25	-23.3	-20	-15	-10	-6.7	-5	0	5	7.2	10	15	20
Capacity in W			275	424	587	646	768	970	1197								
Power cons. in W			404	502	588	614	663	732	798								
Current cons. in A			3.30	3.57	3.82	3.91	4.07	4.31	4.55								
COP in W/W			0.68	0.84	1.00	1.05	1.16	1.32	1.50								

ASHRAE LBP $t_c = 54.4^\circ\text{C}$, 220V, 50Hz, fan cooling F_2

Evap. temp. in °C	-45	-40	-35	-30	-25	-23.3	-20	-15	-10	-6.7	-5	0	5	7.2	10	15	20
Capacity in W			342	525	724	797	945	1193	1472								
Power cons. in W			404	500	584	610	658	726	790								
Current cons. in A			3.28	3.54	3.80	3.88	4.04	4.28	4.50								
COP in W/W			0.85	1.05	1.24	1.31	1.44	1.64	1.86								



Accessories for	SC18CNX.2	Figure	Code number
PTC starting device	6.3 mm spade connectors	-	-
	4.8 mm spade connectors	-	-
Starting relay	6.3 mm spade connectors	a2	117U7011
Cover		b	103N2009
Start. capacitor 80 µF	6.3 mm spade connectors	c	117U5017
Cord relief		d	103N1004
Protection screen for PTC		-	-

Test conditions	EN 12900/CECOMAF(*)	ASHRAE LBP(*)
Condensing temperature	55°C (*45°C)	54.4 (*45°C)
Ambient temperature	32°C	32°C
Suction gas temperature	32°C	32°C
Liquid temperature	no subcooling	32°C

Mounting accessories	Code number	
Bolt joint for one compressor	Ø: 16 mm	118-1917
Bolt joint in quantities	Ø: 16 mm	118-1918
Snap-on in quantities	Ø: 16 mm	118-1919

Danfoss can accept no responsibility for possible errors in catalogues, brochures and other printed material. Danfoss reserves the right to alter its products without notice. This also applies to products already on order provided that such alterations can be made without consequential changes being necessary in specifications already agreed. All trademarks in this material are property of the respective companies. Danfoss and the Danfoss logotype are trademarks of Danfoss A/S. All rights reserved.